

Network Termination Unit OTU



Always up-to-date

Optical Termination Units (OTU) are used for optical 2 Mbit/s transmission. The transmission is based on the Time Compression Multiplex (TCM) technique and it uses one single monomode optical fiber. The unit can be used both in the ULAF+ subrack (as plug-in) and in the desktop case.




Time Compression Multiplex

The digital signals in both directions are transmitted via one single optical fiber (monomode optical fiber) using the TCM technology. The 2 Mbit/s signals are therefore transmitted alternately in both directions.

The timing for the signals to be transmitted in the two directions can be either synchronous or plesichronous, i.e. the signals can be generated from a separate clock source.

The properties of the electrical 2 Mbit/s interfaces conform to ITU-T G.703 for HDB3-encoded signals. Single-fiber transmission is at an operating light wavelength of approx. 1300 nm. The ageing, temperature and reserve capacity are also taken into account.

To prevent personal injury, the 2 Mbit/s line equipment is equipped with an automatic laser shutdown device.



Interface modules and submodules

Modules for the 2 Mbit/s interface

- RJ45 connector (120 Ω)
- Sub-D 9-pin connector (120 Ω)
- Coax BNC connector (75 Ω)
- Coax 1.6/5.6 connector (75 Ω)

Modules for the data interface

- 10baseT Advanced bridge module
- 10baseT Advanced bridge and router module
- X.21 Sub-D 15-pin connector
- V.35 ISO 2593 connector
- V.35 Sub-D 25-pin connector
- V.36 Sub-D 37-pin connector

Module for the clock and alarm interface

ULAF+ modules allow to derive the system clock source. In addition the prioritized alarms are forwarded via two floating alarm contacts. These functions can be optionally added by means of a module for the desktop unit. Both functions are available in the standard subrack.

Technical data

Input voltage

Plug-in version40 V _{DC} to 72 V _{DC}
Desktop version40 V _{DC} to 72 V _{DC}
95 V _{AC} to 260 V _{AC}
Power consumption (typical)< 4.5 W

Dimensions

Plug-in versionDouble Eurocard size
Desktop version (W x H x D)272 x 47,5 175 mm

Line access1 monomode optical fiber
Transmission procedureTCM

Nominal light wavelength1300 nm
Section attenuation (1300 nm) \leq 12 dB
Min. permissible attenuation0 dB
Fibre typeSingle mode 10/125 μ m
Optical connectorFC/PC

Burst cycle2 kHz
Burst length1216 \pm 4 Bit
Payload data bits/burst1024 \pm 4 Bit
Symbol rate8192 kBaud
Line codeBinary, scrambled
Pulse shaperectangular, NRZ
Max. range18 km

Environmental conditions

Temperature (in operation)-5° – +50° C
at 5 – 95% rel. humidity

For further information, please contact:

Siemens Switzerland Ltd.
ICP Worldproducts
Albisriederstrasse 245
CH-8047 Zürich

Fax: +41 585 585 414
e-mail: international.sales@siemens.ch

Or open our homepage in the internet under
<http://www.siemens.ch/ulaf>